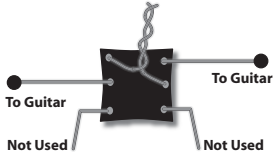


Turn Your Guitar's Tone Control Into a Battery-Free On-Board Overdrive


The easy to install **Black Ice** module provides fingertip access to a variety of overdriven and distorted sounds when installed in your guitar or bass. Its passive design means that it will last a lifetime... **NO BATTERIES REQUIRED!** Black Ice is compatible with just about any passive humbucking, P90/soapbar or single coil pickups.

For guitars with a single tone control, simply choose the wiring option below that best suits your playing style (visit our website for audio samples of each), and replace the capacitor connected to your tone control with the leads marked "to guitar." That's it – you're done! Prefer separate tone and Black Ice controls? A push/pull pot or mini-switch? Consider one of the other wiring options enclosed.

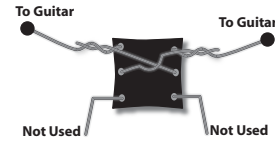
Polite: Slightly gritty with single coils. Mildly distorted with humbuckers and P90/soapbars.



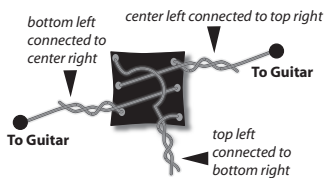
Warm: Mildly distorted with single coils. Medium distortion with humbuckers and P90/soapbars. Good all-around choice.



Industrial Strength: Spitty, nasty and rude with hotter pickups. Slightly more aggressive 60's style growl with bass. Best option for bass or guitars with weak, low-output pickups.



Hot: Medium distortion with single coils. Aggressive raw distortion with humbuckers and P90/soapbars. Subtle 60's style growl with bass.



Black Ice Enterprises
www.blackiceoverdrive.com



General notes:

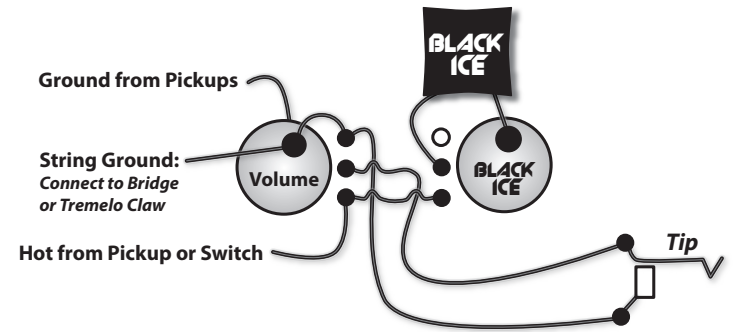
- ♦ If you'd like to test drive Black Ice before permanently installing it, temporarily connect it between the hot and ground of your guitars' output jack.
- ♦ If you simply replace the tone control's capacitor with Black Ice (EZ Install), turning *down* the control (counterclockwise) will increase distortion.
- ♦ Use a 250k ohm pot for the Black Ice control.
- ♦ Black Ice has no polarity. Either "to guitar" lead can be connected to hot and ground.
- ♦ Insulate any unused Black Ice leads with electrical tape, etc. so they don't touch other components/wires.

It's also worth pointing out:

- ♦ Black Ice is for folks who'd like a convenient way to dial in a little fun and grit. It's not a replacement for your favorite boutique pedal, nor will it turn your amplifier into a fire-breathing stack. Black Ice will not boost the volume or sustain of your guitar. (A subtle volume drop may also be detected, particularly with the Hot and Industrial Strength wiring options.)

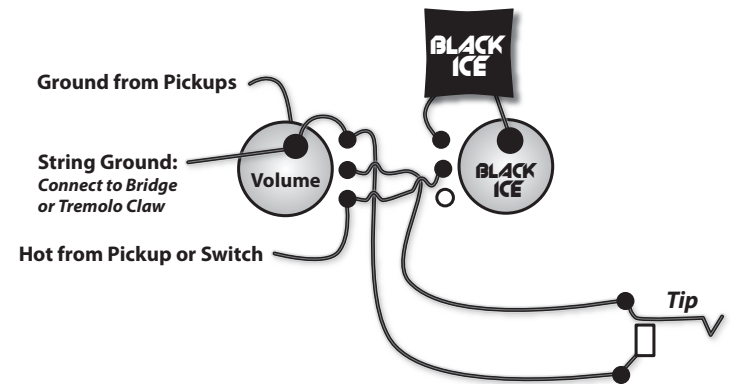
EZ Install Master Volume & Black Ice (for Telecasters*, Les Paul Juniors* and other 2-control instruments):

Simply replace the tone control capacitor with Black Ice. Note: Turning the control **DOWN** (counterclockwise) increases distortion.

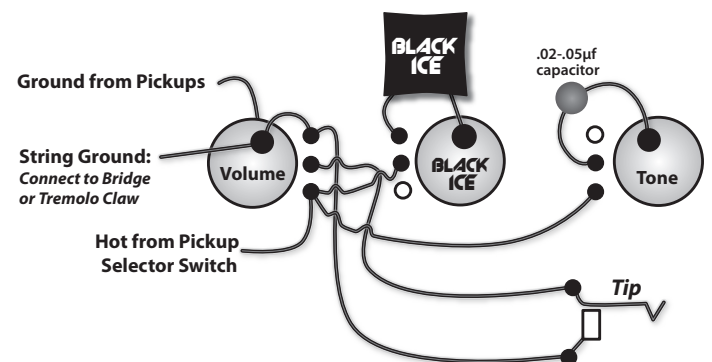


Optional Master Volume & Black Ice (for Telecasters*, Les Paul Juniors* and other 2-control instruments):

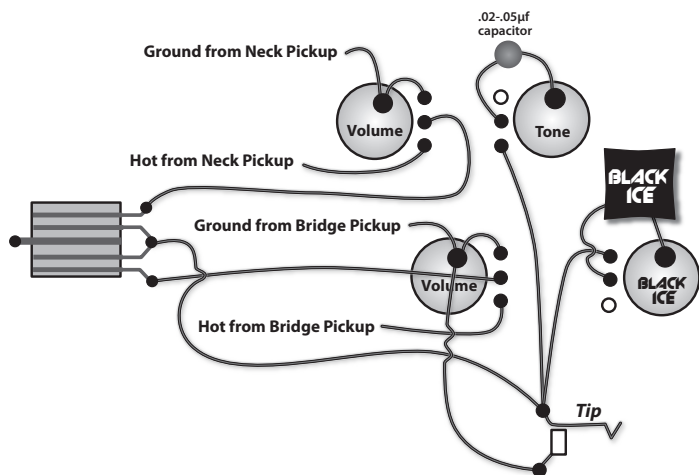
Similar to above but turning the control **UP** (clockwise) increases distortion.



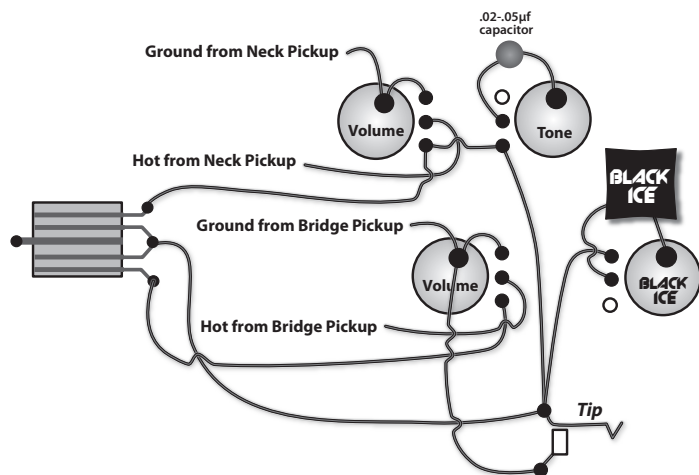
Master Volume, Master Tone & Black Ice (for Stratocasters* and other 3-control instruments)



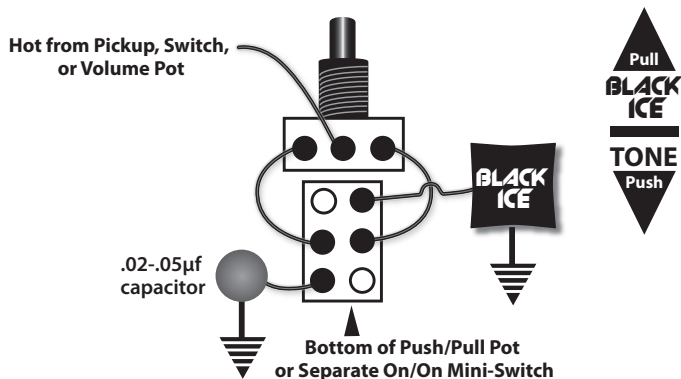
Typical Gibson Les Paul* Wiring



Optional Les Paul* Wiring (allows for independent volume control when both pickups are selected)



Push/Pull Pot or On/On Mini-Switch Wiring Option

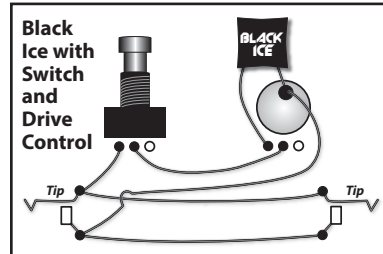
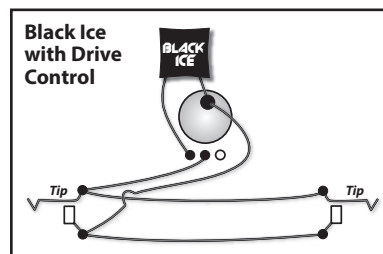
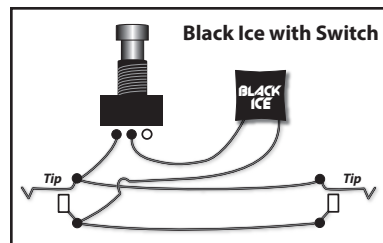
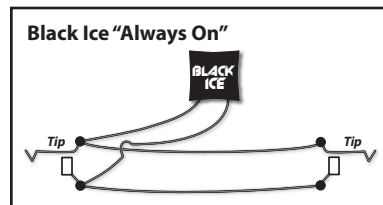


NOTE: When the push/pull pot is pulled up Black Ice is activated. Clockwise rotation will increase distortion. When pot is pushed down, tone control operates normally.

BLACK ICE IN A BOX:

Black Ice doesn't have to go in your guitar. It can be installed in a stomp box style enclosure, a Radio Shack project box (part # 270-1801 or similar) or even something fun like an old Altoids tin. The diagrams to the right and below show four ways to wire it: a simple "always on" box, a box with a switch to turn Black Ice on/off, a box with a potentiometer to dial in just the right amount of Black Ice overdrive and a box that includes both a switch and a pot.

To use, connect your guitar to either jack; it doesn't matter which. Use the other jack as the output jack.



TROUBLESHOOTING:

I don't hear any distortion.

- ♦ Make sure volume control is turned all the way up
- ♦ Make sure Black Ice control is set to maximum (fully clockwise or counter-clockwise depending on wiring configuration)
- ♦ Make sure pickups are adjusted to proper height as per guitar manufacturer's recommendations.
- ♦ Set amplifier for clean sound. Black Ice overdrive may be masked by distorted sound generated by amplifier.
- ♦ Gently played passages and single notes may not cause the Black Ice circuit to distort.

The volume drops slightly when I dial in maximum Black Ice.

- ♦ High output pickups may cause this to happen, especially with Industrial Strength and Hot wiring options. Turn down Black Ice control slightly, make sure pickups aren't too close to strings or choose less aggressive wiring option (Polite or Warm).

Warranty

Black Ice is warranted to the original purchaser to be free from defects in material and workmanship for a period of 3 years from the original date of purchase. This warranty does not cover damage caused by accident, misuse or improper installation, nor does it cover incidental or consequential damages.

To obtain warranty service, U.S. customers should contact us via the contact page of the website listed below and include a pdf copy of their bill of sale. DO NOT send product back without contacting us first.

Warranty is valid only in the USA. Customers outside the US should contact their local distributor for service.

BLACK ICE ENTERPRISES

West Babylon, NY 11704
www.blackiceoverdrive.com

Proudly made in the USA.

*Trademarks of Fender Musical Instruments and Gibson Guitar Corporation